

The Conservation Rooflight® Between the Rafter Roof Window Sizes and Prices

Before selecting your size, carefully read the 'Installation Overview' PDF.

PLEASE NOTE: THE DIFFERENCE BETWEEN AN 'ON THE RAFTER' OR 'BETWEEN THE RAFTER' ROOF WINDOW IS IN THE INSTALLATION, NOT THE ROOFLIGHT SIZE, AND DEPENDS ON THE BUILD-UP OF YOUR ROOF.



STRUCTURAL DIMENSIONS
(W) 532MM x (L) 780MM

VIEWABLE DIMENSIONS
(W) 212MM x (L) 320MM
CR06-1 - £508

STRUCTURAL DIMENSIONS
(W) 583MM x (L) 882MM

VIEWABLE DIMENSIONS
(W) 263MM x (L) 422MM
CR07-2 - £524

STRUCTURAL DIMENSIONS
(W) 685MM x (L) 985MM

VIEWABLE DIMENSIONS
(W) 365MM x (L) 525MM
CR01-2 - £510

STRUCTURAL DIMENSIONS
(W) 685MM x (L) 1288MM

VIEWABLE DIMENSIONS
(W) 365MM x (L) 828MM
CR03-2 - £574

STRUCTURAL DIMENSIONS
(W) 735MM x (L) 1135MM

VIEWABLE DIMENSIONS
(W) 415MM x (L) 675MM
CR08-2 - £623

STRUCTURAL DIMENSIONS
(W) 837MM x (L) 1288MM

VIEWABLE DIMENSIONS
(W) 517MM x (L) 828MM
CR09-2 - £679

STRUCTURAL DIMENSIONS
(W) 837MM x (L) 1440MM

VIEWABLE DIMENSIONS
(W) 517MM x (L) 980MM
CR10-2 - £733

STRUCTURAL DIMENSIONS
(W) 837MM x (L) 1593MM

VIEWABLE DIMENSIONS
(W) 517MM x (L) 1133MM
CR14-2 - £751

STRUCTURAL DIMENSIONS
(W) 837MM x (L) 1895MM

VIEWABLE DIMENSIONS
(W) 517MM x (L) 1435MM
CR15-2 - £877

STRUCTURAL DIMENSIONS
(W) 1141MM x (L) 985MM

VIEWABLE DIMENSIONS
(W) 821MM x (L) 525MM
CR01-3 - £678

STRUCTURAL DIMENSIONS
(W) 989MM x (L) 1288MM

VIEWABLE DIMENSIONS
(W) 669MM x (L) 828MM
CR11-3 - £755

STRUCTURAL DIMENSIONS
(W) 1141MM x (L) 1440MM

VIEWABLE DIMENSIONS
(W) 821MM x (L) 980MM
CR13-3 - £835

STRUCTURAL DIMENSIONS
(W) 1141MM x (L) 1593MM

VIEWABLE DIMENSIONS
(W) 821MM x (L) 1133MM
CR14-3 - £877

STRUCTURAL DIMENSIONS
(W) 1141MM x (L) 1895MM

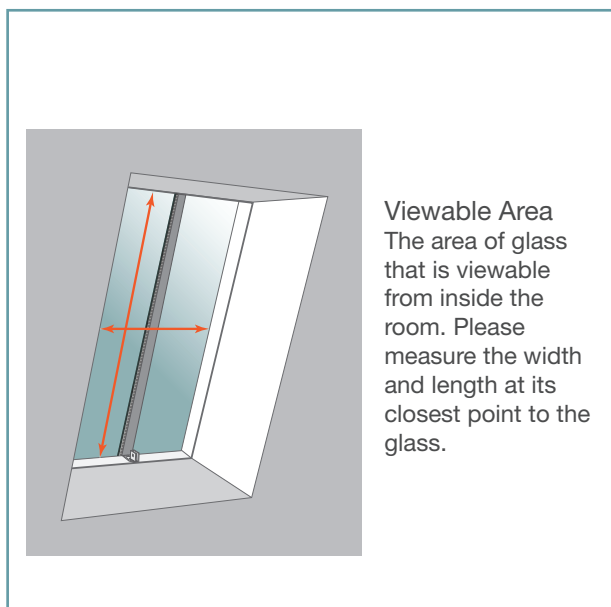
VIEWABLE DIMENSIONS
(W) 821MM x (L) 1435MM
CR15-3 - £1061

STRUCTURAL DIMENSIONS
(W) 1008MM x (L) 1374MM

VIEWABLE DIMENSIONS
(W) 537MM x (L) 848MM
E1LG - £877

STRUCTURAL DIMENSIONS
(W) 1008MM x (L) 1374MM

VIEWABLE DIMENSIONS
(W) 537MM x (L) 848MM
E1RG - £877



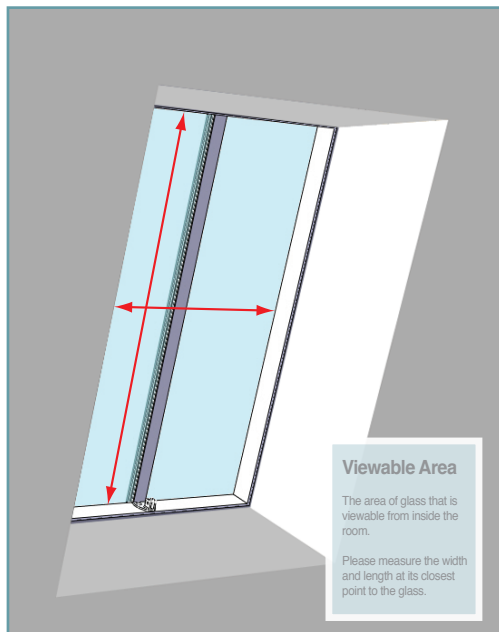
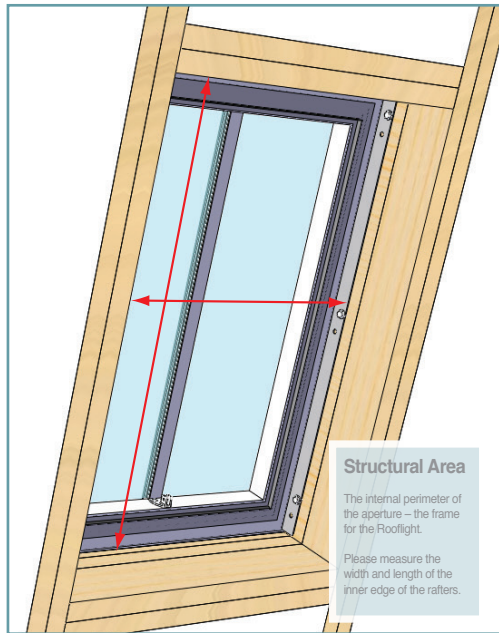
These dimensions are calculated for a roof pitch of 35° and over, should your roof pitch be less than this, please contact us so that we can re-calculate these for you.

Sections for viewable and structural dimensions can be found on our website. All prices exclude VAT and delivery.

The Conservation Rooflight® On the Rafter Roof Window Sizes and Prices

Before selecting your size, carefully read the 'Installation Overview' PDF.

PLEASE NOTE: THE DIFFERENCE BETWEEN AN 'ON THE RAFTER' OR 'BETWEEN THE RAFTER' ROOF WINDOW IS IN THE INSTALLATION, NOT THE ROOFLIGHT SIZE, AND DEPENDS ON THE BUILD-UP OF YOUR ROOF.



Structural dimensions
(W) 412mm x (L) 520mm

Viewable dimensions
(W) 212mm x (L) 320mm
CR06-1 - £508

Structural dimensions
(W) 463mm x (L) 622mm

Viewable dimensions
(W) 263mm x (L) 422mm
CR07-2 - £524

Structural dimensions
(W) 565mm x (L) 725mm

Viewable dimensions
(W) 365mm x (L) 525mm
CR01-2 - £510

Structural dimensions
(W) 565mm x (L) 1028mm

Viewable dimensions
(W) 365mm x (L) 828mm
CR03-2 - £574

Structural dimensions
(W) 615mm x (L) 875mm

Viewable dimensions
(W) 415mm x (L) 675mm
CR08-2 - £623

Structural dimensions
(W) 717mm x (L) 1028mm

Viewable dimensions
(W) 517mm x (L) 828mm
CR09-2 - £679

Structural dimensions
(W) 717mm x (L) 1180mm

Viewable dimensions
(W) 517mm x (L) 980mm
CR10-2 - £733

Structural dimensions
(W) 717mm x (L) 1333mm

Viewable dimensions
(W) 517mm x (L) 1133mm
CR14-2 - £751

Structural dimensions
(W) 717mm x (L) 1635mm

Viewable dimensions
(W) 517mm x (L) 1435mm
CR15-2 - £877

Structural dimensions
(W) 1021mm x (L) 725mm

Viewable dimensions
(W) 821mm x (L) 525mm
CR01-3 - £678

Structural dimensions
(W) 869mm x (L) 1028mm

Viewable dimensions
(W) 669mm x (L) 828mm
CR11-3 - £755

Structural dimensions
(W) 1021mm x (L) 1180mm

Viewable dimensions
(W) 821mm x (L) 980mm
CR13-3 - £835

Structural dimensions
(W) 1021mm x (L) 1333mm

Viewable dimensions
(W) 821mm x (L) 1133mm
CR14-3 - £877

Structural dimensions
(W) 1021mm x (L) 1635mm

Viewable dimensions
(W) 821mm x (L) 1435mm
CR15-3 - £1061

Structural dimensions
(W) 888mm x (L) 1114mm

Viewable dimensions
(W) 537mm x (L) 848mm
E1LG - £877

Structural dimensions
(W) 888mm x (L) 1114mm

Viewable dimensions
(W) 537mm x (L) 848mm
E1RG - £877

These dimensions are calculated for a roof pitch of 35° and over, should your roof pitch be less than this, please contact us so that we can re-calculate these for you.

Sections for viewable and structural dimensions can be found on our website. All prices exclude VAT and delivery.