


Opening Options for the Lantern Rooflight

1. Manual - Within Hand Reach

The manual opening operation requires the operator to be able to reach the cill of the roof window once it is installed. You can purchase a hand winder from the options below.




Option J - Chrome Plated hand winder 150mm £44

Option B - Chrome Plated hand winder 300mm £49




Option A - Brass hand winder 150mm £49

Option E - Brass hand winder 300mm £541



Option W - Anodised aluminium wheel on Chrome Plated hand winder 150mm £60



Option Y - Black wheel on brass hand winder 150mm £60

3. Motorised


We offer a number of different motors for the Pyramid Rooflight. Motors are installed at the cill of the roof window. You can purchase a motor and switch from the options below.




Option Au-Max Electric Linear actuator 230v 300mm £182



Option MAC Motor 230v, 24v 150mm only £261



Option Super-master Motor 230v, v24v 450mm £263



Switch £41


	KA34-350	MAX	Supermaster	Rack	Double Rack
Model	24v	230v	230v/24v	230v/24v	230v/24v
	350mm	300mm	420/600mm	180mm	180mm

Lantern Rooflight

LT01		•	•		
LT02			•		
LT03			•		
LT04/5/6					•

2. Manual - Out of Hand Reach

The 'out of hand reach' can be installed if the operator cannot reach the cill of the roof window. You will need to purchase a winding pole and a winding crank from the options below.




Option L - Chrome Plated pole winder 150mm £44

Option C - Chrome Plated pole winder 300mm £49




Option K - Brass pole winder 150mm £49


Option D - Brass pole winder 300mm £54




Option T - Anodised Pole Winder 500mm £84




Option F - Aluminium 1m length pole £36



Option G - Aluminium 1.5m length pole £44



Option H - Aluminium 2m length pole £49



Option I - Aluminium 1.7m-30 length pole £54

4. Fixed Shut

The Pyramid Rooflight can also be fixed shut. You can purchase a fixing bracket for £6.60. The bracket must be installed to the cill of the roof window (see image below). The fixing bracket is black as standard, although other RAL colours are available.

